

A MANUAL ON:

Affinity Groups

The Forthcoming

Non-Violence


Barnwell, S.C.

Civil Disobedience

anti-nuclear demonstration

and

(Sept. 29-30 & Oct. 1)



RADIOACTIVIST HANDBOOK

Radioactivist Handbook

overview of handbook

This Radioactivist Handbook is the child of a group of people who came together in Barnwell, South Carolina on July 2 and 3, 1979, in order to train each other in the ways of consensus, nonviolence, and direct action against the nuclear fuel reprocessor that is located near that community. It is the third edition of the Handbook and is designed with a somewhat different intent than were the first. We wanted to provide a well-rounded resource for learning about the anti-nuclear movement in the Southeast - why it's such a crucial target - nonviolence, and the forthcoming Barnwell II action.

Twelve people came together (two were women) in this group for training and discussion, and were given the task of producing a manual for the Southeastern Natural Guard and others to use in informing people about the topics of consensus, affinity groups, nonviolence, and direct action as well as a historical, legal and logistical perspective of the upcoming action in the fall of 1979.

There have been many other anti-nuclear energy direct action handbooks produced in recent years as the number of demonstrations have grown. Most of the ones we've seen have been excellent sources of information long after the particular action they were created for had passed. Most notably, we thank the

Photo at right... Washington, May 6, 1979.

Looking down the mall from the Capitol steps.




photo by Michael Waldman

Seabrook '78 Handbook for Occupation/Restoration, and the Black Fox Occupation Handbook (June 2, 1979). They offered a wealth of information about civil disobedience preparation, non-violence, consensus, and the hazards of nuclear power, from which we borrowed freely. But it is difficult to find these handbooks now. Hopefully, by staying in touch with the Southeastern Natural Guard, readers who would like to acquire copies of this book will be able to.

GUIDE TO USING THIS BOOK...

The Radioactivist Handbook is designed to provide readers with clarity and organization of the material found within. The first part of this manual deals with the large topics of Nonviolence, Affinity Groups, Nonviolence Training. The second part explores the particulars of the Barnwell, South Carolina nuclear situation. In the second section, you will find legal and logistical information about participating in the Barnwell II action, also.

The section of each chapter printed in *Italics* are topical overviews of the subject. The second section of each chapter, in Roman letters, is the brass tacks section. And the third, in boldface type, is the resources list of comprehensive resources for information related to the topic so the reader may study further and gain a greater understanding.

The second half of the Handbook, the Barnwell II action section, is printed as one long, connected chapter which flows from a view of Barnwell actions to the particular preparations demonstrators must be aware of in order to participate safely and effectively in Barnwell II.

THE BARNWELL SCENARIO...

As of the printing of this manual (late July, 1979), only a general scenario is known. It appears near the end of the manual. The Southeastern Natural Guard will be printing a Supplement to this in early September that will contain the refined scenario and will distribute it to those who either request it or who have been trained by SE nonviolence trainers. Please inquire about this to: Southeastern Natural Guard, P.O. Box 1065, Barnwell, South Carolina, 29812. They will let you know if there is a charge for the Supplement.

-Tana McLane
for the nonviolence trainers affinity group

Table of Contents

Resolution for a Nuclear Moratorium	2
Bios and Credits	2
NONVIOLENCE	3-5
Overview	3
Responses to Violence	4
Nonviolent Responses to Personal Violence	4
Nonviolence Guidelines and Preparation	5
Resources	5
AFFINITY GROUPS/CONSENSUS PROCESS	6-8
Overview	6
Affinity Groups	6
Tips for Good Meetings	7
Consensus	7
Nonviolence Training for Affinity Groups	8
Resources	8
BARNWELL II ACTION	9-15
Barnwell: Heart of the Beast	9
The Last Resort: Nonviolent Direct Action in B.W.	10
Legal Perspectives	11
Legal Update	11
Site Logistics (Things You Ought to Know)	12-14
Maps	13
Medical Information for those participating in CD	14
Tentative Scenario	15

Resolution for a Nuclear Moratorium

This resolution was passed by the Consumer Cooperative Alliance's general assembly on June 23, 1979. CCA is a continental (U.S. and Canada) cooperative alliance and now formally endorses a nuclear moratorium.

WHEREAS the Consumer Cooperative Alliance represents the interests of consumer groups throughout Canada and the United States; and,

WHEREAS the consumer is forced to pay higher electrical rates because nuclear-generated electricity is the most expensive form of energy when all costs, including insurance, decommissioning, and decontamination of nuclear power plants are taken into account; and,

WHEREAS the consumer would save money directly through a vigorous program of conservation; and further, that such a program would eliminate the need for nuclear-generated electricity; and,

WHEREAS the consumer is forced to pay in her/his taxes for the nuclear industry's insurance through the Price-Anderson Act (in the U.S.); and further, that the consumer's own insurance will not cover, in most cases, damages caused by nuclear disasters; and,

WHEREAS the consumer is forced to pay through her/his taxes for nuclear weapons, which are inextricably tied to nuclear power; and,
WHEREAS the consumer is forced to pay through her/his taxes for government-sponsored Research and Development in the area of nuclear energy, which benefits the nuclear industry solely and in no way benefits the consumer/taxpayer who pays for R&D in the first place; and,

WHEREAS nuclear power has serious unresolved problems that pose a grave threat to the health and well-being of consumers (indeed, to all life forms); and further, that the radioactive waste disposal problems amounts to an involuntary, long-term mortgage on the health and well-being of future generations; and,

WHEREAS nuclear power, being centralized, anti-democratic, anti-cooperative, expensive, inefficient, and deadly - is diametrically opposed to the values and purposes of the Consumer Cooperative Movement;

BE IT THEREFORE RESOLVED that the Consumer Cooperative Alliance herein assembled calls upon the governments of the United States and Canada to implement a moratorium on the licensing and construction of any new nuclear power plants, and that it require an immediate cessation of activity at all currently operating nuclear power plants until:

1. a new reactor safety study has been completed and approved by the governments of the United States and Canada which demonstrates nuclear power plants to be safe beyond any reasonable doubt;
2. a technique for safe, permanent disposal of radioactive wastes has been demonstrated and accepted by the respective governments;
3. operators of nuclear power plants have assumed full financial responsibility for the operation of their plants including the full cost of insurance, decommissioning, and decontamination;

BE IT FURTHER RESOLVED that the CCA calls on the respective governments to put their full energy R&D effort into strategies that utilize exclusively renewable energy sources and conservation; and that they abandon their R&D effort in the area of nuclear energy.

-drafted by Jerry Johansen
for Magnolia: SE Confederation for Cooperation

The production and coordination of this Handbook were done in Tallahassee. This entailed receiving the various articles from Tennessee and South Carolina; making a zillion phone calls; typesetting and pasting up the flats; designing the layout - very "grey" due to the enormous number of words no-nukers are capable of writing; dealing with various printers for the best deal at the best price; and nurturing each other throughout the long hours spent sitting at a drawing board or typesetting machine, cranking out what you see here. Special thanks to Larry, who brought food and smiles and did a little of everything; and to Lynn, who heeded the tiny details we were moving too fast to consider. We tell you this to demystify our process at this level, also.

The production crew: Lynn French, Larry Teich, and Tana McLane, of the SPECTRUM collective.

WHO WROTE, COMPILED, AND PRODUCED THIS HANDBOOK?

We include ourselves here to demystify where this publication came from. It took intense effort and attention to get it out (beginning to end) in under three weeks.

PAT SPRINGER has been a latent ecology-conscious activist for several years, though she only started showing symptoms by attending Catfish Alliance meetings in Tallahassee, Florida in the fall of 1978, just prior to travelling with the Caravan for a Non-Nuclear Future. The Caravan focused on the route by which radioactive wastes travel up the east coast of Florida from the Port of Miami, on its way to the Savannah River Plant. Pat is currently living in the house in Barnwell that serves as an office for the Southeastern Natural Guard, where she is helping to coordinate the planning for the upcoming action.

FRANK SARNOWSKI is an Army brat who became directly acquainted with other perspectives on American life at an early age. He studied marine science for a time at the University of South Carolina. His training in community work includes a stint at the A.C.O.R.N. School in Arkansas, and interned with the Grass Roots Organizing Workshop (GROW) in Columbia, South Carolina, and a year on the staff of Palmetto Alliance. He has been associated with the Barnwell Project since late 1978, and is currently Special Projects Coordinator for Southeastern Natural Guard.

LEE MANCHESTER's first participation in the anti-nuclear movement came through the influence of Phillip Berrigan of Jonah House (Baltimore) and Christian Peacemakers, a Pittsburgh organization focusing on Rockwell International's neutron bomb development program. He worked as a trainer for the Barnwell I action in May of 1978, and has extensive organizing background as a former Safe Energy Alliance (SEA) volunteer and later as a North Carolina Natural Guard worker. Most recently, he has completed a term as Project Coordinator for Southeastern Natural Guard on the Barnwell II action.

WARD BRODERSON received his B.S. in public communication from Boston University School of Public Communication in 1974. After graduation, he moved "back to the land". He took nonviolence training and was arrested in the Barnwell I action, received training again as well as peacekeeping training in Seabrook, and studied training for trainers at Barnwell in early July, 1979. He also works with Upper Cumberland No Nukes, the Tennessee Valley Energy Coalition, SCCM, and the Southeastern Natural Guard.

ERICH VON BITTSCHWAN lives on a mountaintop in the foothills of the Appalachians and has been running from war games and people pollution most of his life. He's lived there for ten years, carries his water from a cool, sweet mountain spring; gathers his food from waysides, fields, gardens and orchards; and hasn't gotten around to making electricity yet.

TANA McLANE has lived in Tallahassee for four years and has been involved with various community projects there. She is one of the originators, editors, and producers of SPECTRUM: A Cooperative Newspaper for the Tallahassee Community, a monthly volunteer publication dealing with local political issues, cooperatives and nuclear power. Her latest fascinations are group process and the creativity of producing esthetic Movement literature. She likes swimming in sinkholes around Tallahassee and remembering that the natural world ticks on as we turn our efforts to the tasks at hand.




photo by John Buckley

Many thanks to: The Florida Flambeau, Tallahassee's daily independent newspaper which serves the Florida State University community; to Mediatype, a typesetting shop in Tallahassee, for their love and tolerance; to Alan Norris, who designed the front cover; to the photographers; to Paul Freundlich of Communities Magazine, for providing us with a model for this publication - A Guide to Cooperative Alternatives; to Tedd Arnold, a graphics designer who always has ideas; to the Southeastern Natural Guard, who provided the funding for the Handbook; and to the writers who poured their time and energy into these articles so there could be a Radioactivist Handbook, edition no. 3.

Nonviolence



photo by Michael Blizzard

Civil disobedience, nonviolence training, consensus decision making, affinity groups, direct action...are words and concepts that have been used increasingly by the anti-nuclear power movement in recent years.

There comes a time when a person begins to realize that s/he must begin to assert her/his responsibility toward changing the oppressive structures which the status quo has so harshly and indifferently levied upon us. There are many ways to respond to such oppression, in this case - nuclear madness. But increasingly, the commitment to dealing with it through nonviolent direct action has been the path chosen. Why?

Part One of the *Radioactivist Handbook* has been written to help both the casual reader and aspiring affinity group members to understand more about how and why this decision is made. The information herein can be used as part of a nonviolence training session, but is not intended as a formal training manual. Several references in the Resources sections suggest other publications, and where they are available, to those who wish to delve deeper into this expanding philosophy.

-tm

overview

Nonviolent action is not just a means to an end, but is the merging of means with ends. To the extent that we live with nonviolence, we create the human society we strive to live in. As we develop the best in ourselves, we contribute to the growth of community. This growth, this seeking to discover ourselves and our relationships to the world about us, gives meaning and joy to life.

Lives, however, do have their share of failure, frustration and loneliness, and there are moments when we are tempted to compromise our nonviolence. That's when we need each other to reaffirm humane values and join in the universal dance, realizing we are all in this together, one by one, creating every moment of it.

The future is lived by those whom the struggle has touched and marked. The question of how it marks them is relevant.

To resort to power, one need not be violent. (Power seems to have something to do with commitment and cooperation.)

To speak conscience, one need not be meek.

•The most effective action both resorts to power and engages conscience.

•Nonviolent action does not have to beg others "to be nice". It can, in effect, force them to consult their consciences - or to pretend to have them.

•Nor does it have to petition those in power to do something about a situation. It can face the status quo with a new fact and say: accept this new situation which we have all created.

-Erich Von Bittschwan

NON VIOLENCE

THEORY OF NONVIOLENT ACTION

1. Accept the fact of conflict. Conflict in human life is inevitable. Nonviolent action does not create conflict; it reveals conflict, often hidden or avoided, that is already there. As much as possible, attempt to separate the "deed" from the doer, maintaining a positive situation which is life-affirming, where human dignity is maintained, and the commonality of the human spirit is recognized.

2. Truth belongs to both sides. No one has a monopoly on truth, therefore it is essential to have respect, or even love, for your opponent. Compromise on lesser issues will probably be necessary since no one has *all* the truth.

3. Openness in planning and action must be maintained both for internal democracy and presently a clear image to the world at large. Openness, honesty, trust, cooperation, willingness to learn, are all essentials in the resolution of personal and social conflict.

4. A Policy of Non-Injury (ahimsa).
"No [people] are our enemies," - Thich Nhat Hanh.

"We have to show everyone a way out," - William Hinton Fanshen.

A liberation movement that is nonviolent sets the oppressor free as well as the oppressed. Nonviolence might not touch the heart or the conscience of an adversary, but it does touch his/her mind. The point is that you, as much as possible, prevent the reacting out of fear - in mindless reflex action.

Nonviolence equals fewer casualties.

5. Acceptance of undeserved suffering may be necessary.

6. Preparation for Nonviolent Action includes: Stating goals, planning strategy, deciding tactics, and establishing a discipline...developing Affinity Groups (i.e., small groups of people who work, play and communicate well together); using structures which expedite Consensus in decision making ("Human society rests upon consensus," - i.e., the sharing of meanings in the form of common understanding and expectation); and experimenting with various forms of Role Playing are all extremely helpful in preparing for Nonviolent Action.

LEVELS OF NONVIOLENT ACTION

Protest
Non-cooperation
Obstruction

THE DIRECT ACTION CAMPAIGN

A direct action campaign is a series of planned actions, sometimes stretching over years, to achieve a specific goal.

Actions are usually highly visible to the public and the element of confrontation is strong. The purpose of the confrontation may be:

- to make public a group's conflicts with a specific institution
- to dramatize an unjust situation
- to expose moral contradictions in a group's or institution's stated goals and practices
- to communicate different values and try to influence change
- to expose profound contradictions between the objective requirements or material survival and the institutions of the status quo

A direct action campaign, as outlined here, is based on a commitment to nonviolence - a discipline of non-injury practiced by participants. For such a campaign to succeed, it is essential that, as a minimum, nonviolence be accepted tactically by each participant for the full duration of his or her involvement.

STAGES OF A NONVIOLENT ACTION CAMPAIGN

Personal preparations
(Spiritual/Psychological)
Evaluation and Testing
with each other and
adversary

Investigation (research, fact finding)
Negotiations
Education of the Public
Training
Issue ultimatum: intentions
Direct Action
Protracted struggle

Continued training, building
Organization, strengthening
and developing alternatives

Nonviolence

Responses to Violence

There are two distinct kinds of violence, spontaneous and organized. Both may be effectively diffused if people remain calm.

Those prepared to hold their tempers while taking initiative, such as peacekeepers, should come to the fore while others are implicitly protected by remaining back, until the violence is resolved and new dynamics begin to enter the situation. Initiating eye contact and physical vulnerability with either a lone individual or a group leader is very important. Going forward with open hands and stance, smiling slightly, and saying, "Hi, my name is..., what's yours?" is deceptively simple, the ordinary, that is exactly the key to resolving violence by regaining the human encounter by re-establishing the ordinary and the personal.

A quiet confidence combined with a respect for the other person is fundamental even when that person is not in any sense respectful to us. It is a natural tendency when threatened to draw in, yet the quicker one draws in, the quicker one cuts off the ordinary and the personal qualities that hold the seeds for resolving personal violence. There are times when one needs to defend one's self physically. This does not mean to retaliate, but rather to assume a position of least physical harm. All occupiers should know what is traditionally called from the Civil Rights movement, "the nonviolent defense posture." It involves clasping the hands over the head, elbows drawn in to hold head stable, drawing the knees up with legs tucked under.

This forms a ball, face down, stomach and genitals covered. The nonviolent defense posture is a last resort in a range of possible responses.

It is easier, generally speaking, to deal with violence done to yourself than violence on a person near to you. That sense of utter helplessness is worse than the physical pain. It is possible to interpose yourself between attacker and victim, understanding the risks involved. Don't count on it, and it may take three or four such actions, but at some point the gesture offered, the gift implicit in this act often will give the attacker a pause and make them think again.

Another option is calm, persistent gentling talk to the attacker, reassuring talk to the victim. Loss of temper and hysterical responses are not helpful.

Two distinct circumstances in seeing others hurt need identifying. Relatively unprovoked violence is one; noncooperation is the other. Those refusing to obey police orders have been so far in our history of occupations, the one situation of selective violence. Noncooperators do not ask or expect others to respond. People must not in any way feel coerced into assuming the same stance or jeopardizing themselves to protect someone being hurt due to a position they deliberately chose. We have got to understand that the very basis of solidarity is that we each remain true to our common

purpose in our own style, remaining true to one another in this way.

Another important focus is to remember what cannot be hurt. While the dynamics of a moment may seem desperate and ultimate, it is not. Deep breathing and a physical consciousness, sensitivity to the parts of one's body that are not injured, the parts of one's life that are not compromised can be helpful. Amidst what might seem an unholy crisis, remember that there is nothing anyone can do to you that changes, in a basic sense, the person that you are.

The difficulty of violence psychologically has less to do with physical pain than the confusion, the terror and the hurt in realizing that someone else is doing that to you. It is harder to know that another human would do such violence to than it is to be hurt. All participants should anticipate beforehand, reflecting on those parts of themselves and their collective identity that cannot be taken by jail, by physical injury, or by any other external force.

The historical perspective is also important. Let us come to understand that we are part of a long tradition of struggle. Many victories have been bought, sometimes over a considerable period of time and for a considerable price, through patience, suffering and courage.

from Seabrook '78 Occupation Handbook


Nonviolent Responses to Personal Violence

1. *Be clear about your objectives.* It really helps to have your objectives clearly thought out and in front of your mind. As the occasion presents itself, you should communicate them as specifically as possible to your opponent. If you shift your objectives, you might confuse your opponent, and yourself. Your objectives must be reasonable. You must believe you are fair and you must be able to communicate this to your opponent.

2. *Don't be frightened.* Your fear communicates itself directly to your opponent and eggs him/her on. Of course, it's easy to caution you not to be frightened and perhaps difficult for you to stop your fear in the midst of a confrontation. But not impossible. Breathe deeply. Keep talking. Talk slowly and in a deep voice. Maintain as much eye contact as possible. That is, don't challenge your opponent with your eyes. If the eye contact is making her/him uncomfortable, look away. But keep looking at her/him as much as you can. Most important: *focus in on your opponent.* Encourage him/her to talk. Really try to find out where s/he's at.

3. *Don't be frightening.* Someone about to commit an act of violence is likely to be more full of fear than the person being attacked. Make no abrupt gestures. Move slowly. When practical, tell your opponent what you are going to do before you do it. Don't say anything threatening, critical, or hostile.

4. *Don't be afraid of stating the obvious.* Nearly always, it helps to clarify things and sometimes can have amazing results. Once, in a civil disobedience demonstration, the demonstrators were being treated roughly by the police. One demonstrator was being dragged across the pavement by his hair. He had the presence of mind to look up at the cop who was dragging him and say quietly, "You're pulling my hair and it hurts." This got through to the cop sufficiently that he let go of the demonstrator's hair and started dragging him by the armpits.



5. *Don't behave like a victim.* Someone in the process of committing an act of violence has strong expectations as to how his/her victim will behave. If you manage to behave differently - in a nonthreatening manner - you can interrupt the flow of events that would have culminated in an act of violence. You must create a scenario new to your opponent. If you can avoid getting frightened and avoid getting hostile, you're on your way.

6. *Seek to befriend your opponent's better nature.* This is at the heart of nonviolent defense. Everybody thinks of him/herself as a decent person. Even the most brutal and brutalized among us have some spark of decency which the nonviolent defender can reach. The task is to find this decency, to explore it and bring it out, to lead the opponent to see that the intended act of violence is inconsistent with the person s/he is, the person s/he wishes to be.

7. *Response to physical violence.* The strategy spelled out so far focuses primarily on keeping the confrontation on a verbal-emotional level. What do you

do when things get physical? The responses most often called for seem pretty passive: sit down, clam up, maybe even curl up in a foetal position. Sometimes such response is appropriate, but only rarely. The most frequent mistake nonviolent resisters make is that they do not resist firmly enough. They should be more outward-going. Sometimes passivity further angers or excites your opponent. On the other hand, sometimes your opponent is so upset that even a mild form of resistance can be explosive. You have to play it by ear. The best rule is to resist as firmly as you can without escalating the anger or the violence.

8. *Keep talking. Keep listening.* Get your opponent talking and listen to what s/he says. Encourage him/her to talk about what s/he believes, wishes, fears. Don't argue, but at the same time, don't give the impression that you agree with assertions that are cruel or immoral. The listening is more important than what you say. Keep the talk going, and keep it calm.

Adapted from an article by Mark Morris in WIN, January 24, 1974.

Nonviolence

Nonviolence Guidelines and Preparation

Nonviolence requires a strong commitment to a cause as well as awareness of the responsibilities of that commitment. For example, if an action includes civil disobedience, laws are broken to prevent greater injustice. People committing civil disobedience should understand the consequences of breaking the law and should take responsibility for their acts.

Guidelines

A nonviolent group action is an orderly, coordinated demonstration of a purpose, and for a purpose. Nonviolence is dependent on reason, imagination, and discipline.

Here are six specific guidelines on the subject:

1. Our attitude towards officials and others who may oppose us should be one of sympathetic understanding of the burdens and responsibilities they carry.
2. No matter what the circumstances or provocation, we should not respond with violence to acts directed against us.
3. We should not call names or make hostile remarks.
4. When faced with an unexpected provocation, we should attempt to make a reasoned, positive, creative and sympathetic response.
5. We should try to speak to the best in all people, rather than seeking to exploit their weakness to what we believe is our advantage.
6. We should attempt to interpret as clearly as possible to anyone with whom we are in contact - and especially to those who may oppose us - the purpose and meaning of our actions.

weakness to what we believe is our advantage.

6. We should attempt to interpret as clearly as possible to anyone with whom we are in contact - and especially to those who may oppose us - the purpose and meaning of our actions.



Preparation

In an attempt to avoid violence, it is necessary that all participants in the October 1st civil disobedience occupation know what to expect, and that a flexible and responsive decision making process be established. To this end, the Southeastern Natural Guard is developing a program of nonviolence preparation which is required for all those who intend to participate in this part of the action.

Preparation sessions are lengthy and usually involve between 15 to 30 people. Although these sessions will cover the particulars of the forthcoming Barnwell action, attending a session does not commit a person to participating. People who are unsure as to whether they want to participate in civil disobedience will be helped in reaching a decision by attending a preparation session.

Off-site support persons must all attend a preparation session, and those who want to be part of other protest activities such as rallies and marches may also wish to undergo training in nonviolence.

Training sessions accomplish a number of things. A history of the Barnwell struggle will be presented to give prospective occupiers a fuller understanding as to why there is an occupation planned as a protest tactic. The process of consensus, as well as quick decision making and listening skills will also be covered. Roleplaying different situations (putting people in the roles of authorities, workers, media people and occupiers) will help potential CDers to gain an understanding of the emotions people experience is stressful situations. This allows people to anticipate how they will react in those situations.

Discussions on nonviolence, the purpose of different situations (putting people in the roles of authorities, workers, media people and occupiers) will help potential CDers to gain an understanding of the emotions people experience is stressful situations. This allows people to anticipate how they will react in those situations.

Discussions on nonviolence, the purpose of affinity groups, and the specific scenario for the October action will also be held.

Near the end of the sessions, those who decide to participate in the occupation will form affinity groups. The training session is only an introduction. To be effective, an affinity group should meet and work together before the occupation.



photo by Michael Blizzard

SUMMARY

For all the law is fulfilled in one word, even this; Thou shall love thy neighbour as thyself.

-J.C.

I would like to express my appreciation to the folks of: Movement for a New Society, the War Resisters League, the American Friends Service Committee, and Southern Mobilization Affinity Group, whose thoughts, words and directions were freely used in this presentation on Nonviolence.

I would like to express my appreciation to the folks of: Movement for a New Society, the War Resisters League, the American Friends Service Committee, and Southern Mobilization Affinity Group, whose thoughts, words and directions were freely used in this presentation on Nonviolence.

I would also like to express my love and appreciation to all my friends and lovers, my children, my mother, and to all those who are concerned with this project, especially all Nonviolent Resisters everywhere.

Erich Felix Von Bittschwan
Hogwallow Ridge, Tennessee
July 15, 1979

Resources

A Study Kit for Nonviolent Action. War Resisters League/West, 1360 Howard St., San Francisco, CA 94103, (415) 626-6976

Strategy for a Living Revolution. Movement for a New Society (MNS), 4722 Baltimore Ave. Philadelphia, PA 19143

Sarvodaya: Its Principles & Programme. American Vegan Society, Box 11, Malaga, NJ 08328

Ends and Means. Aldous Huxley, Macmillan 1968

New York Aikikai. (U.S. Aikido Federation), 142 W. 18th St., NY, NY; a form of nonviolent self-defense and personal centering amongst motion and change

On Civil Disobedience. Henry Thoreau, WW Norton, 1966

The Way of Life. Lao Tzu

Political Ideals. Bertrand Russell, Simon and Schuster, 1964

Play Hard, Play Fair, Nobody Hurt. A book of new age games

Women and Nonviolence. Diane Spangh, WRL, 108 Purefoy Rd., Chapel Hill, N.C. 27514, dealing with connections between violence against women and violence done to all oppressed peoples and the connection between women and nonviolence

A Manual for Direct Action. Martin Oppenheimer and George Lakey, Chicago Quadrangle Books, 1965

Exploring Nonviolent Alternatives. Gene Sharp, Boston, P. Sargent, 1970

Prison Notes. Barbara Demming

In Place of War, An Inquiry into Nonviolent National Defense. American Friends Service Committee, N.Y. Grossman, 1967

Affinity Groups/Consensus

overview

The following outline of affinity groups and the consensus decision making process is meant only to be a brief introduction. This is not an absolute set of rules, but rather a loose set of guidelines. Groups should adapt this basic process to their own particular needs.

This outline has extensively paraphrased and quoted Resource Manual for a Living Revolution, alias "The Monster Manual" - "MM". I cannot recommend this book highly enough. It is a necessary resource for all groups no matter what their decision making process. It is available for \$5.50 from the Movement for a New Society, 4722 Baltimore Avenue, Philadelphia, PA 19143. Make checks payable to Resource Manual for a Living Revolution.

I also used the following sources in writing this outline: an earlier edition of The Radioactivist Handbook, The Barnwell Trainer's Manual, and an excellent outline on Consensus compiled by Cheryl Fraracci and given to me by Pat Springer at a Barnwell Council meeting.

Most groups give too little attention to process. The lack of an acceptable process was, in my opinion, the major cause of the demise of Catfish Alliance as a south-east wide No-Nuke coalition. I hope we can learn from that experience the extreme importance of good process.

A clear understanding of affinity groups and consensus is essential to meaningful participation in the decision making council of this action.

Any unanswered questions about this process can be directed to me, to the MNS people, the Barnwell office, or any of the nonviolent trainers.

We can work it out!

Ward Broderson
U.C.I.C. - U.C. No-Nukes
Rt. 3, Box 129A
Celina, TN 38551
(615) 243-2004



"Human society rests upon consensus, i.e., the sharing of meanings in the form of common understandings and expectation."

-Bernard N. Meltzer
in an essay interpreting George Herbert Mead

AFFINITY GROUPS

WHAT IS AN AFFINITY GROUP?

An affinity group is a collection of 6 to 15 people committed to working towards a mutual goal. Affinity groups may choose their own decision making process, however, consensus is recommended because it will familiarize the group with the process used by the council.

WHY USE THE AFFINITY GROUP STRUCTURE?

A. It democratizes an otherwise "mass demonstration" by instituting collective decision making and introduces the benefits of small groups to mass actions.

B. It insures support for all participants, both personal (friendship, idea feedback, etc.) and physical (medical, bail bond, etc.). The affinity group assumes full responsibility for itself during the action.

C. It provides the basic unit in the decision making process and facilitates communication to all the participants in the action.

D. It provides a structure for evaluation, follow-up, and future actions.

E. It enables troublemakers to be more easily identified and isolated.

HOW DO YOU FORM AFFINITY GROUPS?

A. People interested in working together form a group.

B. The group receives nonviolent training. To schedule training in your area, please contact the Barnwell office, Southeastern Natural Guard, P.O. Box 1065, Barnwell, S.C. 29812, (803) 259-7128.

C. The affinity group should have a meeting as soon as possible after training to decide:

- the type of decision making process to use
- the selection of roles and tasks
- what's next? are all roles filled? all logistics covered? is there a need for another meeting? if so, when? where? who will plan it and call it? how will everyone be notified?
- the affinity group should get "fine tuning". Fine tuning is the final briefing received shortly before an action. Several roles should receive specific fine tuning (peacekeepers, media, etc.).

NONVIOLENT TRAINING

Training is a structure learning experience that is experimental, cooperative and egalitarian. Co-learners share responsibility for facilitating their own education, through which they learn the individual and group skills necessary for effective group action.

More specifically, this type of training:

A. develops skills in a variety of areas such as conflict resolution, democratic decision making and problem analysis.

B. promotes the development of groups consciousness and cohesiveness.

C. prepares groups to work for both long and short term change.

ROLES

Roles are assumed tasks. To insure that everything gets done, it is very important that someone take specific responsibility for each task that needs to be done.

A. *Support*: Each affinity group has a support person who should avoid getting arrested and who is responsible for maintaining contact with the group and providing outside needs during the action. Support functions include:

- having a list of who is in the affinity group, with names addresses, contact numbers, medical information, etc.
- if the affinity group has a vehicle, the support person should have the keys, license number, etc.
- channelling any extra supplies to the group.
- having extra funds for last minute needs and emergencies.

B. *Spoke*: Each affinity group needs to choose one person and an alternate to serve as a "spoke," to represent them on the Consensus Council. The function of spoke should be viewed as a structure rather than a role. Spokes are not spokespeople as much as they are the connection between affinity groups and a hub (the Council), as in a wheel. They must be people that your groups knows and trusts to represent your group's views and concerns accurately and fully. This position may be rotated, but it is important that the new spoke have attended the last previous Council meeting. The messenger who attends the meetings is a good choice as the next spoke.

C. *Medic*: The medic should know of any special medical needs (prescriptions, etc.) of the group

Affinity Groups/Consensus

Affinity Groups, continued

members. S/he should have a first aid kit and knowledge of medical facilities available on site and in the area.

D. *Press*: Good relations with the media are important for a good action. It's important to respect the media's impact on the public. Each affinity group should choose a media person, different from the spoke, whose task will be to relate information to the media. These media people will receive special training during "fine tuning". Any participant may be approached by the press during the action. Please avoid using rhetorical language. Instead, explain our position simply and politely. If you are asked question you feel you are unable to answer, try to refer the reporter to someone who can. Do not try to give any estimates of the number of demonstrators expected.

E. *Peacekeepers/Marshalls*: Peacekeepers will receive special training during "fine tuning". This training will concentrate on nonviolent methods of conflict management and resolution. Peacekeepers are not authoritarian figures, but simply participants who take special responsibility to see that everything goes smoothly. Peacekeepers will be used to help maintain traffic flow, to keep the marchers in an orderly line, and for securing on both the rally and occupation sites. Some peacekeepers will be needed to assist with

logistical and support activities during the occupation and arrest process, so not all peacekeepers can directly participate in the occupation. Peacekeepers will wear distinctive armbands or shirts.

F. *Messenger*: The messenger acts as a communication link between the spoke at the council meetings and the affinity group. Messengers are especially important when the council needs to make quick decisions.

G. *Scribe*: The scribe keeps the records of the affinity group meetings and can also keep a record of the group's participation in the action. Good records are crucial to the success of on-going decision making.

H. *Co-facilitators*: "A facilitator fills a role similar to that of a 'chairperson,' but never directs the groups without its consent. S/he helps the members of a group decide what they want to accomplish in a meeting and helps them carry it out. S/he takes responsibility for reminding the groups of its task, tests for consensus and in general makes sure that the task and maintenance roles discussed...are being filled. The facilitator initiates process suggestions which the group may accept or reject, but at no time does s/he make decisions for the group or take on functions which are the responsibility of the groups as a whole. A good facilitator helps participants be aware that THEY are in charge, that it is

THEIR business that is being conducted, and that each person has a contribution to make to the group. It is to emphasize the mutual responsibility of the group and the democratic nature of the process that we use the word 'facilitator' rather than 'chairperson,' 'secretary,' or 'president'..."

When choosing a facilitator or co-facilitators, try to get a good balance of the following:

- little (or less) emotional investment in the meeting
- ability to encourage others to participate
- a general overview of the task or goal of the group for meeting
- energy and attention for the job at hand and courage to push the meeting along to meet time limits.*

Vibe watching, or being aware of the non-verbal aspects of group interaction is extremely important to the smooth running of the consensus process. Non-verbal problems can be among the most difficult the group has to face. Keeping the discussion on a rational, friendly and cooperative level and not letting it become heated, provocative, or highly emotional is crucial for success.

*Quotation from "The Monster Manual," page 62.

Tips for Good Meetings

A. A model agenda outline

1. Introductions of the participants and a brief sharing of their expectations for the meeting
2. Selection of co-facilitators
3. Agenda review, revision and approval
4. Selection of timekeeper, if needed, and clarification of intentions about sticking to schedule and ending on time
5. Selection of scribe
6. Discussion and resolution of issues on agenda
7. Selection of place, time, and co-facilitators for next meeting
8. Evaluation of meeting

B. General suggestions about facilitating

1. Suggest an unscheduled break if people are not functioning well, or postpone a break if the group is charging ahead.
2. Think about how late-comers can be updated so the meeting can continue uninterrupted.
3. Bring out opinions, especially from people who are not talking very much.
4. When there is need for a lot of discussion or clarification, break into small groups (buzz groups) for short (5-15 minute) brainstorming.
5. Keep the facilitator role neutral. If you have a personal opinion to offer, make it clear that you are stepping out of the role of facilitator.
6. Keep the discussion relevant.
7. Keep track of time and end the meeting on time. If the agenda is taking longer than anticipated, renegotiate it. Get group agreement that time be extended or hold over unfinished items until the next meeting.

8. Try to end the meeting with a feeling of togetherness: song, shaking hands or standing in a circle holding hands in silence.

C. Testing for consensus

1. Test for agreement as soon as a decision seems to be emerging. Periodic testing helps to clarify disagreements.
2. Re-state tentative proposal before asking for consensus.
3. Insist on a response from the group. The group needs to be conscious of making a contract with each other.
4. When there is no agreement:
 - a. ask those who disagree to offer alternatives
 - b. if agreement still can't be reached, propose a break or table the proposal until the end of the meeting, or until the next meeting. Try to get opposing factions together to work on a compromise before bring the issue up again.
 - c. when one or two people are blocking consensus, ask if they will stand aside and allow the group to act. Their objections can be recorded in the minutes. Stress the seriousness of blocking consensus. As a last resort, the group can call for an 80% vote.

Tools Used at Meetings

A. *Introduction/expectation tool* - This tool helps people get acquainted and identifies areas of concern. Everyone should introduce themselves and tell where they are from and with what group they are associated.

Each can give a brief summary of their expectations for the meeting.

B. *Flip charts* - These are large sheets of paper which can work as a record of group brainstorming and are useful in getting ideas across to others.

C. *Time limits* - These increase group consciousness about the amount of time available and help groups control the flow of the agenda.

D. *Brainstorming* - This tool allows groups to quickly outline their ideas on a topic. It helps to draw out new ideas and clarify people's positions. Brainstorming during the meeting usually works best with flip charts and in small groups (buzz groups) with a strict time limit.

E. *Breaking into small groups (buzz groups)* - Within a limited time frame, buzz groups allow everyone a chance to express their opinions without the whole group taking a long period of time to hear each one.

F. *Brief evaluation of a meeting* - An evaluation helps a group to learn from its mistakes and accomplishments. It also gives feedback to people in specific roles (e.g., facilitator, recorder, etc.). When evaluating, start with the positive aspects and then insist on getting concrete suggestions for improving bad aspects. Don't get caught up in further discussion of agenda items.

G. *Straw votes* - They are a quick way to get a feeling of the group. Beware of subtle coercion on people with valid minority opinions, who might be intimidated by 95% of the group voting to go along with a proposal, and therefore reluctant to suggest a good alternative.

CONSENSUS

Consensus is a method for making group decisions without voting. The goal of consensus is to reach a decision on which everyone can agree. Consensus does not mean unanimity; it should be blocked only when there is a deep moral objection. Lesser objections can be put in the minutes and the person with the objection can stand aside from the action. The 80% vote should be used only if there is no other way to progress.

WHY CHOOSE CONSENSUS?

- A. It produces more intelligent decision making.
- B. It avoids adversary attitudes.
- C. It increases likelihood of new and better ideas occurring.
- D. All participate in the decision and have a stake in implementing it.
- E. It lessens significantly the possibility that a minority will feel that an unacceptable decision has been imposed on them.

STRUCTURAL SCHEMATICS

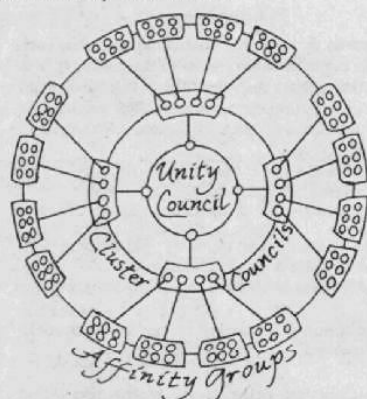
If these schematics confuse you more than they help, please just go on and forget them!

A. *Consensus Council structure* - Each affinity group sends a spoke to the Cluster Council meetings. Cluster councils are intermediate groups which are only needed when there are over 30 affinity groups associated with one unity council. Each cluster council sends a spoke to the unity council meetings.

continued next page

Consensus/Nonviolence Training

Consensus, continued

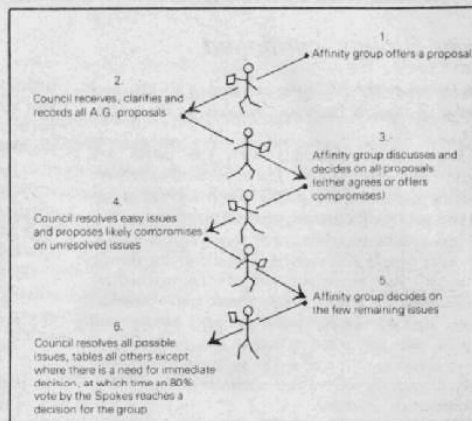


B. *Discussion flow* - This looks long and drawn out. However, the council does not break after a discussion on each issue, but only after all issues on the agenda have been covered.

GUIDELINES

- Focus on defeating problems, not each other.
- Avoid voting, trading or averaging.
- Seek FACTS.
- Accept conflict as helpful.
- Narrow the range of solutions.
- Do not require people to justify personal feelings.
- Review members' evaluation of alternatives periodically.
- Conflict problems should be discussed and resolved as they occur.

Good facilitators and Spokes are essential for consensus to work. Selection of these people should be taken very seriously.



Nonviolence Training

Nonviolence training is a survival tool for a world that is becoming more crowded all the time. Whenever people find themselves in large, uncertain groups in unknown situations, there is a potential for something to get out of hand. I have seen it happen in such innocuous settings as rock concerts and people crowding to see the President. Training for nonviolence can seem mystified and unintelligible. But it need not be.

"Nonviolent responses to violence means there are fewer victims." Learning how to stay calm, maintain eye contact, and tap into support from trusted friends in potentially hazardous situations while still making your point about some institutional inequity can save you and your friends.

Using the affinity group/council organizational structure and the consensus

decision making process, the anti-nuclear energy movement has organized many nonviolent demonstrations against nuclear generators, nuclear weapons facilities, utility corporations, and the not-yet-operative nuclear fuel reprocessor in Barnwell.

Nonviolence training also focuses upon the un-learning of coercive tactics in meetings and communications. Becoming aware of our common humanity and developing new forms through which to discuss, decide, and then act, is the way we come to understand ourselves and our adversaries, and to respond in nonviolent ways.

To respond violently, though it may change situations swiftly, increases the level of violence in the world.

The following Model Agenda provides a short introduction to nonviolence training. It is a beginning, not a middle or an end. Use it to begin the process. If you are interested in receiving further nonviolence training, please contact the Southeastern Natural Guard, which is coordinating trainers with people who want training.

Model Agenda

This is a sample agenda and need not be rigidly followed. Many spaces herein should be filled by competent trainers. Written words are no substitute for experience and human guidance.

Working though this agenda is not in itself sufficient. We must examine our own motives and feelings; we must share our information with each other; we must practice our methods and tactics. Our struggle against nuclear madness and its underlying causes will not end soon. But, perseverance, mutual confidence and love will give us strength in action.

This training session lasts about 4 hours. It is suitable for a weekend picnic or an evening after dinner. Much of the material in this agenda was taken from Resource Manual for a Living Revolution. Page numbers refer to this book.

TIME	ITEM	NOTES
0:00	Introductions 72-74 MM	3 minutes apiece to tell: personal feelings, autobiography, excitements in life, etc.
0:15	Agenda Review	sharing information; sharing feelings and support; decision making in the action; role playing different parts of the action; examining levels of participation
0:20	Information on the Action	history of specific (Barnwell) campaign & strategy; goal and long range strategy; nonviolent theory, rules for the action; scenario; different roles in action; experience sharing (arrest, jail, etc.)
0:55	Brainstorm Questions	divide into buzz groups; pick a scribe to write down questions
1:10	Discussion: feelings, support, etc.	plans, fears, risks, etc.; in small groups or as a whole
1:25	Break/Relaxing game	huggles, low-high; big-face/small face; circular lap-sit & back scratch
1:30	Quick Decision Making 257 MM	divide into groups of 4 or 5; quick decision exercises can help generate a variety of options in sticky situations and can help group gain confidence and cohesion (examples: rock throwing, confrontation with angry workers)
1:45	Hassle Lines	simple role playing, one to one; two lines of people confront one another; or a hostile local confronts a CDe; or a reporter tries to "get a story"
2:00	Role Playing 275 MM	small groups - an opportunity to try out situations, theories and tactics; reveal anxieties insight, feelings (examples: 3 deputies move toward a pair of picnicing radioactivists; a scene in jail); evaluation - what works and what doesn't
2:15	Consensus decision making in action 66-67 MM	clear proposals; adequate discussion; equal participation; clear decision (unity, not UNANIMITY); united action
3:25	Legal information 229 MM, June 28, 1979 WIN Magazine	legal rights; going to jail; going to trial; relating to guards & prisoners; choices (pay fine, stay in jail, bail, no bail, compliance, non-compliance); be prepared to accept consequences
3:40	Discussion/Decision	small groups
3:55	Evaluation of training session	approaches - positive, negative, to be improved; around the room: speak from silence
	Adjourn	a moment of quiet, circle, hold hands, huggles, whatever

-compiled by Sandy Hepler
Murfreesboro, Tennessee

Resources

Resource Manual for a Living Revolution. Coover, Deacon, Esser and Moore, New Society Press, 1977

Group Process, An Invitation to Group Dynamics. Joseph Luft, National Press Books, 850 Hanson Way, Palo Alto, CA 94304, 1970

A Manual for Group Facilitators. The Center for Conflict Resolution, 731 State St., Madison, WI 53706, 1977

Group Dynamics: The Psychology of Small Group Behavior. Martin Shaw, McGraw-Hill, New York, 1976

The Anti-Mass: Methods of Organization for Collectives. The Red Sunshine Gang, a Berkeley Collective. Available through: Frog in the Well, 667 Lytton St., Palo Alto, CA 94302

Co-ops, Communes and Collectives. John Case and Rosemary C.R. Taylor, Pantheon Books, New York, 1979

Barnwell II Action

Barnwell, South Carolina, finds itself with a rather unique nuclear situation. Housing three separate nuclear facilities, none of them for generating electricity for consumers, it is truly a nuclear dumping ground for the world. The key here is **NUCLEAR WASTE** and **NUCLEAR WEAPONS**, making South Carolina the "Plutonium State."

The Barnwell I action took place on the weekend of April 29 and 30, 1979, with civil disobedience occurring on Monday, May 1st. About two thousand people

participated in the legal march to the gates of the nuclear reprocessor and the rally afterward. The next day, 285 people were arrested for occupying Allied-General Nuclear Services property.

Barnwell II will occur in the fall of 1979. Herein lies the story of Barnwell, the legal aspects of civil disobedience in South Carolina, a tentative scenario for the action, and site logistics for helping you to prepare to live on the camp/rally site with as much self-sufficiency as possible.

-tm



Barnwell: Heart of the Beast

"But Gandalf has revealed to us that we cannot destroy it by any craft that we here possess," said Elrond.

"Then," said Glorfindel, "Let us cast it into the deeps, for in the Sea it would be safe."

"Not safe forever," said Gandalf. "There are many things in the deep waters; and seas and lands may change. And it is not our part here to take thought only for a season, or for a few lives of Men, or for a passing age of the world. We should seek a final end of this menace, even if we do not hope to make one."

-from J.R.R. Tolkien's
Lord of the Rings

Water moves through this world in a cycle. As liquid, it runs down hillsides in streams into lakes from which we draw it to our fields and homes. It evaporates into the skies and forms clouds. It reconcentrates, rains over the hills, feeds the streams, waters the crops, and on again and over again. The water cycle brings life.

Radioactivity also moves through this world in a cycle - specifically in the nuclear fuel cycle. First, it is dug from the earth in the form of raw uranium ore, uraninite rock, contaminating mine workers with gasses and dust released in the process. It is ground up at uranium mills. The gross particles, called tailings, are separated from the pure uranium powder, called yellowcake. The tailings are piled high outside the mills, almost as if to deliberately facilitate the wind's work of scattering the radioactive dust over the earth. Even more poison is released "up the smokestack" in the enrichment plants that bring levels of "burnable" uranium-235 up to a usable proportion in the fuel. Enriched uranium fuel, formed into pellets, is shipped to nuclear power plants where it helps turn water into steam to drive electrical turbines for one year. The used, or "spent" fuel is then stored in large water pools on the reactor sites. There is nothing to do with the spent fuel but wait until its radioactivity drops to safe levels: a 250,000 year wait.

If nothing changes in this "open cycle" for uranium fuel, we can expect nuclear power to cease operation before the end of this century. The cost of constructing more and more storage pools at reactor sites will rise prohibitively high until it reaches two to four times the cost of the reactors themselves. The raw uranium supply, already short, will finally exhaust itself. Nuclear power will be finished.

Change, however, in the uranium fuel cycle path is in the wind. Two proposals - one by the Carter Administration, one by the nuclear power industry - would create steps to "close" the cycle, thereby making it and nuclear power self-perpetuating. The Administration proposal, issued 17 October, 1977 and backed vigorously by the U.S. Department of Energy (DoE) chief James Schlesinger, is to relieve individual reactor sites of their spent fuel burdens by carting the stuff off to one central Away From Reactor (AFR) storage site. From there the nuclear industry would pick up the ball, taking the spent fuel rods (SFR), melting them down in hydrochloric acid,

and extracting the trace amounts of usable nuclear fuel (U-235; 0.4% total volume SFR), usable target material (U-238), and power-grade plutonium-239 for breeder reactor programs, and nuclear weapons material. The industry proposal for nuclear waste reprocessing would facilitate an unlimited fuel supply to the nuclear power and weapons programs. The uranium cycle would be closed.

The nuclear waste issue has been the arch-nemesis of atomic power since its commercial infancy in the mid-50's. If King Tut had used nuclear power plants for energy in ancient Egypt and store the waste in the Great Pyramid before its doors were sealed, they would have given up only 10% of their lethal radioactivity by this century. The wastes, once reprocessed, cannot be safely isolated from the environment in any known material. The radioacids, boiling spontaneously, eat through many feet of stainless steel in less than twenty years. The nuclear industry has a lot of trouble justifying such a hazard to supply only 4% of current U.S. energy stocks. So far, they are succeeding.

Power, waste, weapons: all three come to focus in the area of Barnwell, South Carolina. There the Government/Industrial Coalition (GIC) has placed some of its most crucial facilities: **CHEM-NUCLEAR SYSTEMS** - the only storage site east of the Rockies for low-level radioactive waste. **SAVANNAH RIVER PLANT** - one of only two facilities in the U.S. producing plutonium (the other is at Hanford, Washington) and the only plant producing hydrogen-tritium for the U.S. nuclear weapons program. Owned by the Department of Energy, operated by E.I. du Pont de Nemours and Company. Funding renewal, FY 1980. **ALLIED-GENERAL NUCLEAR SERVICES** - the only operable nuclear waste reprocessing facility in the Western Hemisphere. Not currently in operation. Owned by Allied Chemical and a partnership of Gulf Oil and Royal Dutch Shell, General Atomic. The major choice for AFR. Maintenance funding review, FY 1980. AFR operational funding, DoE purchase, FY 1981.

Such a strategic concentration of components in the GIC uranium cycle exists nowhere else. The nuclear threat stands or falls at Barnwell.

Local opposition to the Barnwell Spectre has existed from its first presence. The old Atomic Energy Commission had to evacuate entire towns in the mid-50's in order to construct the Savannah River Plant. One such town, Ellenton, was relocated to a "temporary" trailer site. Yet those families are still waiting for a livable "New Ellenton." The Government reneged on their responsibilities.

Nuclear waste reprocessing has not had a very successful history. A plant operated by Nuclear Fuel Services in West Valley, N.Y., outside of Buffalo, encountered insurmountable technical difficulties. NFS abandoned West Valley in the early 70's, leaving the State of New York to deal as it would or could with the radioacid wastes left behind. Many of the unemployed West Valley technicians and engineers hired on with Allied-General in Barnwell when the new plant began construction. They brought their expertise - or lack thereof - with them.

continued next page

Barnwell II Action

Heart of Beast, continued


Allied-General's Barnwell Nuclear Fuel Plant has been the focus of some very serious legal questions. Though nuclear facilities are required to obtain construction licenses from the Federal government before a dime can be spent on building, the Allied-General plant is currently 95% complete and has never been issued such a license. A second license, required to authorize operation of a nuclear facility, had been held up in hearings on contentions of intervenors from Environmentalists, Inc., using expert testimony from such witnesses as Dr. John Gofman, codiscoverer of uranium-233, when President Ford - and after him, President Carter - declared a moratorium on nuclear waste reprocessing. The licensing hearings recessed indefinitely with no decision.

The current scenario, pieced together from government documents, interviews with legislative assistants, and bits of educated guesswork, further

complicates the legal status and accountability process of all three facilities. Chem-Nuclear and Allied-General are up for sale. Savannah River Plant and the Department of Energy plan to purchase them both, using Chem-Nuclear to increase its low-level storage capacity in addition to continuing receipt of low-level storage capacity in addition to continuing receipt of low-level commercial high-level waste (SFR) reprocessing. By-product radioacids would be stored on SRP territory. The most crucial - and the most controversial - aspects of nuclear power and weapons would be removed from public scrutiny and challenge under the protection of the Atomic Energy Act for reasons of "national security." No questions would be allowed. No contention would be accepted. The gates would be closed and locked forever. And it could all happen before October, 1979.

-Lee Manchester

The Last Resort: Nonviolent Direct Action in Barnwell



"Since when has the Lord of Gondor been answerable to thee?" said Denethor. "Or may I not command my own servants?"

"You may," said Gandalf. "But others may contest your will, when it is turned to madness and evil."

Then Gandalf, seeing the madness that was on Denethor, thrust forward with Beregon and Pippin behind him, while Denethor gave back...

-from J.R.R. Tolkien's
Lord of the Rings

Avenues of appeal have been exhausted. The "madness" of nuclear weapons and nuclear power continues under the approving eyes of those agencies and legislative bodies charged with protecting us against such threats. The Barnwell facilities are still there.

When reasonable contests prove fruitless, direct action must be enjoined. Yet for the very reason that we oppose the nuclear madness - namely, the high place life's sanctity holds in our value system - we cannot act violently, though our feelings of frustration are strong. We are therefore directed - like Mohandas Gandhi and Martin Luther King, Jr., before us - onto the path of nonviolent direct action. It is a path we have travelled before with some limited success.

In May 1979, two thousand of us gathered for Barnwell I, to direct our peaceful energies toward stopping the Allied-General plant. Two hundred eighty-five of us occupied land owned by the company, refusing to leave until they called off their deranged deliberations. Allied-General's plans to put the reprocessing plant on line were not shelved, but:

1. Federal officials were made aware of strong opposition to the plant and began second-thinking the thing;
2. South Carolina Governor John Edwards, avid nuclear proponent and instrumental in attracting Allied-General's initial commitment to locate in the state, lost the gubernatorial elections that year to a person much more sympathetic to antinuclear sentiment, Dick Riley; and,
3. National citizen awareness of the nuclear issue in general and of the Allied-General reprocessing controversy in particular, was heightened significantly.

"Nonviolence directs us to broader action than the mere act of civil disobedience."

We cannot repeat history. We do not wish to. We must move further down the path. For Barnwell and the nuclear issue, that means expanding our vision, intensifying our nonviolent assaults, and increasing our forces. Barnwell II will start from last year's recognition of the strategically-hazardous role of Allied-General, and in addition, will make the previously underplayed connexion between nuclear power and nuclear war - namely, projected joint use of the reprocessing facility by the GIC war and utilities industries. Barnwell II will employ many times the number of participants acting in Barnwell I, will place them at Allied-General, Chem-Nuclear, and the Savannah River Plant, and will use a greater variety of nonviolent tactics than the simple occupation of last year put into play.

The story is told of how a friend came to visit Thoreau when he was in prison for refusing to pay a poll tax. "Why are you in jail, my friend?" the colleague asked Thoreau. "Why are you not in jail, my friend?" Thoreau replied.

Civil disobedience, the act of violating a law to press home a point, to protest loud and strong, carries its consequences: time in jail, payment for deeds of conscience. It is a tactic of last resort when all others have failed. But, when its time appears, it becomes an imperative. Its time is now.

"I was well aware
that in civil disobedience
you stand - you are arrested
you attempt to express your views
you are prepared
to take the consequences."

-Thomas Lewis from the trial transcript,
Baltimore Federal Court, 5-9 Oct. 1968,
as recorded in Daniel Berrigan's
Trial of the Catonsville Nine.

"Whenever the ends of government are perverted and public liberty manifestly endangered and all other means of redress are ineffectual, the people may, and of right ought to, reform the old or establish a new government. The doctrine of non-resistance against arbitrary power

and oppression is absurd, slavish, and destructive of the good and happiness of [humankind]."

-Constitution of the State of
New Hampshire, Article 10.

For some, nonviolent direct action -- particularly civil disobedience -- is the only morally correct response to certain institutional inequities or consistent errors in administrative judgement. For them, nonviolence is an absolute, a value directing the whole of life. For others, it has significance only as a strategic tactic in a campaign for change. The understanding one has of nonviolence -- moral or tactical -- is a matter of personal decision. The choice of nonviolence as a key to the anti-nuclear movement's character is a

Barnwell II Action

Legal Perspectives: Barnwell and Direct Action

As it now stands, all who participate in civil disobedience at any of the possible occupation sites (e.g. Allied-General, Savannah River Plant, or Chem-Nuclear) will be charged with simple trespass under South Carolina state law, which carries a maximum fine of \$100 or one month in jail. We hope that through negotiations by the legal team, more substantive information will be forthcoming shortly.

Concerning the different degrees in which one expresses disagreement with these plants (e.g. passive cooperation, non-cooperation, or nonviolent assault): A nonviolent assault is not recommended at Savannah River Plant as it may entail a stiffer federal Atomic Energy Act rap.

The current information concerning multiple offenders convinces us that there will be no difference for them in the charges filed or the maximum sentence of \$100 or one month in jail.

Legal ramifications of juvenile participation in civil disobedience now seem least clear. The maximum sentence would be placement in a foster home until the age of twenty-one. The process of identification and separation of juveniles during the arrest procedures is vital both for the juveniles and for those responsible for the action. A bit of historical perspective concerning juvenile participation deals with Barnwell I. Juveniles arrested were brought before Family Court and released. However, the presiding judge at Family Court has changed and no new negotiation process has been set up.

The following is a synopsis of what transpired in the judicial arena after Barnwell I: There was a total of 285 persons arrested on May 1st. Of those 285, twenty-two were opposed to paying bail and remained in jail. When their trial date arrived, the remaining twenty-two chose to defend themselves in court. They were found guilty and were sentenced to fifteen days in jail. 158 of those arrested signed retainer agreements which authorized the law firm of Warren and Pitts to represent them in court. When those retainer agreements were presented, the court rejected them and all 158 were considered delinquent with all monies forfeit. This decision was appealed to the S.C. Supreme Court and was upheld. The American Civil Liberties Union is now considering one of two courses of action to take: Appeal to the Federal District Court in S.C., or appeal to the U.S. Supreme Court in Washington, D.C. The two persons present to submit the 158 retainer agreements were given a trial date, were found guilty, and were fined \$100 each.

Concerning the status of the criminal records of those participating in Barnwell I: All those who went to trial and were found guilty or delinquent have records for trespassing. Likewise, those who did not sign the retainer agreement and did not show up for trial have trespassing records.

-Frank Sarnowski

Legal Update

•A new law was passed in South Carolina this year concerning the cutting of timber or wildflowers on private land. Digging and planting might be included in this, also. Sentence: maximum of \$1000.00 fine or one year in jail.

•Barnwell demonstrators must be cautious not to block the highway, for that carries a maximum sentence of a couple of years in jail or \$2000.00 fine.

•Concerning the payment of bail, the lawyers are working three options:

1. paying a minimal bail (same as last year)
2. personal recognizance bond (PR); however, if one is released on PR bond and does not show up for trial, a felony warrant is issued -- a biggie (not the most likely choice)
3. "courtesy bond" one is released on a signature; if one is not present at time of trial, s/he is charged with "contempt of court," a misdemeanor; one cannot be arrested for this unless living in or returning to South Carolina



photo by Morgan Bunch

As far as it stands now, no one will be charged with anything other than "simple trespassing," which carries a maximum sentence of \$100.00 fine or one month in jail, unless the demonstrators do something other than trespass.

Last Resort, continued

matter for collective decision. It is one we have made in the past. It is a decision we affirm today. It is the rule for Barnwell II.

Nonviolence directs us to broader action than the mere act of civil disobedience. To simply make non-negotiable demands would be a violence to the dignity of those we are confronting in Barnwell II. We are constrained by the nonviolent decision to explain the background of our demands. We are doing so by researching and compiling *The Southeastern White Paper: Barnwell and the Nuclear Fuel Cycle*, addressing the nuclear issue, documenting our unease with atomic weapons and power, and detailing an agreeable way out of the nuclear threat for those who work in the plants, for those who use electrical energy supplied by nuclear generators, and for a nation that must maintain defenses against its enemies. We are doing so by

maintaining constant communications with those legislators who decide on the issue in Congress. We are doing so by going door-to-door in Barnwell and presenting what we understand to be the facts to those who stand to lose the most if our understanding is correct. We are doing so by coordinating a concrete exhibition of currently available alternative methods of energy supply, an Appropriate Community Technologies Fair (ACT Fair) on the rally site at Barnwell II. We are not only prophets of doom; we are also pointing the way into a safe, clean, workable world.

The nonviolent decision also dictates the ways in which we make other decisions. Barnwell II is not being dictated to those who plan to participate in it by a closed central clique. It is being coordinated by the Council of the Southeastern Natural Guard, which is composed of the representatives of organizations supporting

Barnwell II. Its decisions are made democratically, considering all suggestions equally and forging final determination cooperatively. Council membership is open to representatives of all organizations democratically organized who wish to cooperate in creating a collective instrument for action much stronger than any of us could hope to establish separately.

The inquiries and decisions of the Council shall continue to shape Barnwell II. Much is not yet final. A final update shall be distributed in early September detailing Barnwell II in the most concrete terms available. Join us.

"...a fine and festive task awaits you in the coming months."

-Hermann Hesse

-Lee Manchester

Barnwell II - Site Logistics

We hope to have the same rally site this year as we had for Barnwell I. Since we are not certain at this time, participants should stay in touch with the Southeastern Natural Guard. If there is any change on the site location, new maps will be printed in the forthcoming Supplement to this Handbook, that will be distributed prior to the action weekend. Otherwise, the maps provided in this section will be very useful.

CARS

Parking of all motorized vehicles will be provided in an area separate from the rest of the camp/rally site. Foot traffic around the camping area will be safer and more pleasant in the absence of dozens of unauthorized vehicles. We ask everyone to please cooperate.

SHELTER

Shelter cannot be provided for unknown large numbers of people, especially with our limited funds, so you will have to be responsible for providing your own shelter. Tents with as few stakes as possible are ideal because the soil is sandy and stakes will not hold well. Affinity groups and alliances are encouraged to camp in an area with others from their state, using bright flags and banners to decorate their campsite. This will help people to locate each other.

Bring everything that you would normally use for camping: sleeping gear, cookware, mess kits and utensils; flashlights with new and spare batteries; lanterns with metal fuel tanks (any others are fire risks). If you have any extra tents, tarps for lean-tos, sleeping bags, rain gear, etc., it would be a great help if you would share them. Make sure that you have your name on all equipment brought to the action in order to avoid confusion and possible loss during the process of breaking camp. In view of last year's confusion, this cannot be overemphasized.

COMFORT IN THE ELEMENTS

By the end of September, it will be getting cool in the evenings so bring warm clothes and enough bedding. In the daytime it will still be warm enough to wear shorts and other lightweight clothing.

In view of the abundance of the sun's energy in South Carolina, be careful of overexposure. Bring sun hats, salt tablets and sunlotion or sunscreen. There could be lots of sandspurs, some snakes and other critters, so shoes are needed as much for protection on site as for comfort on the marches. For dealing with insects, bring a repellent. (Citronella and pennyroyal oil are said to prevent bites, while clay and tiger balm are excellent for treating bites and stings.)

CLOTHING

Natural fibres breathe best. Cotton and wool are sturdy and comfortable. Clothing should be loose and light.

Avoid expensive clothing and other articles as you will be heavily involved with earth and the elements. Label all belongings with name and address and affinity group name. Avoid wearing jewelry - you can be hurt by wearing it.

The most comfortable way to dress is in layers. Starting with light, bare layers during the hot part

of the day, you can keep adding heavier layers until you're quite warm by nightfall.

Again, the Site is a large, open field. Last year it was sandy and rutted. Shoes are a definite necessity for comfort and protection of the feet. This is not a good time to try out new footwear. Bring something broken in and comfortable. Also, light socks will further protect the foot from blisters caused by shoes. Heavier, wool rag socks used by hikers are really wonderful, but may prove too hot for Barnwell in September/October. Be flexible.

MEDICAL CARE

Affinity groups should be self-sufficient for minor problems such as cuts, bruises, poison ivy, sunburn, etc. Each affinity group should have, as a designated medic, someone with experience in



first aid. That person should be equipped with an adequately stocked, easily accessible first aid kit. Most medical problems can be avoided if we keep our bodies in good shape with reasonable care.

There will be an infirmary at the site, staffed by professional health care workers and in liaison with the nearby Barnwell County Hospital. Again, if everyone maintains a careful attitude, it will be less likely that we will have a need to use these facilities.

People requiring medications or having chronic health problems should carefully consider whether or not to petition - commit civil disobedience. If you do decide to petition, it is imperative that you discuss your medication schedule and your condition with your medic and affinity group. They must know how to help you avoid problems, what symptoms to watch for, and precisely what to do if you have an insulin reaction, epileptic experience, asthma attack, etc. It is a good idea to wear and identification tag or bracelet stating any drug allergies along with any medication you may require regularly. Any medication brought to the action MUST be in the original container and MUST be accompanied by

a prescription and identification. **NO OTHER DRUGS SHOULD BE AT THE SITE OR ON THE WALK.**

FOOD

An area of major importance that groups and individuals should prepare themselves in is that of FOOD. You should bring enough to last for the entire time you plan to be in Barnwell. There are no food co-ops in that community, and the grocery stores are few.

There will be some food for sale and anyone wanting to sell concessions is welcomed to do so. There will be a fee to help pay for the materials to construct the food shelter. To get more information and to coordinate with other concessionaires, anyone interested MUST contact Allan or Ellen by mid-September at the Basil Pot Restaurant, 2721 Rosewood Dr., Columbia, S.C. 29205, (803) 771-9648. Contacting them is important because of the necessity to comply with the health department's regulations concerning the selling of food in public places.

Though there will be some food available, we recommend that you come prepared to cover your needs for nourishment for the entire time you plan to be in Barnwell. When thinking of bringing your own food to the site, also keep in mind that Barnwell is a small town and that the merchants in the area are not prepared to handle a flood of consumers in their stores. So, please be respectful and aware of your effect on their community. Have your food trip together when you come to the area as well as before you come to the site. We will have containers for pre-sorted trash, glass, aluminum and compostables, but please bring trash bags, too.

If you bring perishables, be sure to bring ice chests that have the capability of keeping ice for long periods of time. Since cars won't be parked on site, it will be difficult to make runs into town for additional supplies.

It is recommended that most food be non-perishable and easy to store or pack. Below are some suggestions:

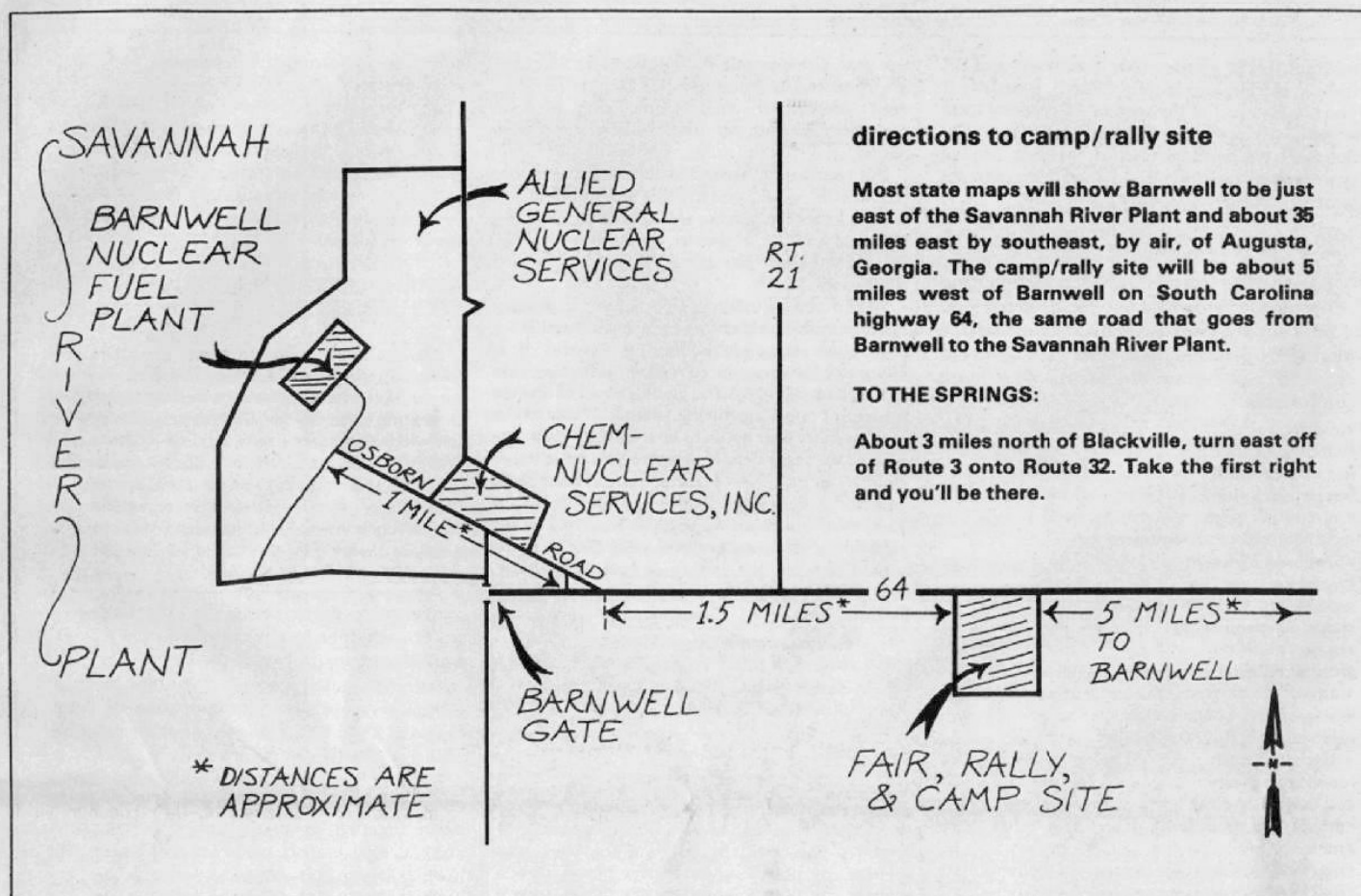
- dried fruits
- nuts, peanut butter, tahini
- seeds
- dark breads
- hardy vegetables
- hard cheeses
- short-cooking grains and legumes
- sprouting seeds, containers
- hot cereals
- noodles
- bouillon, for flavoring noodles, etc.
- fruit
- tea, coffee
- honey
- seasonings, salt

Food should be stored in covered plastic or metal containers. Avoid putting all of any food item into one container. Several smaller containers may help minimize losses due to various reasons.

Dehydrated foods are not particularly recommended since they use lots of water. Be aware that salt and sugar increase thirst.

continued next page

Barnwell II - Site Logistics



People with special dietary needs should come prepared to meet them. Fasting at this time, due to the physical and emotional stress possible, is not recommended.

Everyone is encouraged to bring their own utensils, plates and bowls, etc. Conservation is using what we already have rather than wastefully using up our resources.

One-pot meals save on cleanup. Some dish detergent and a pot scrubber will come in handy.

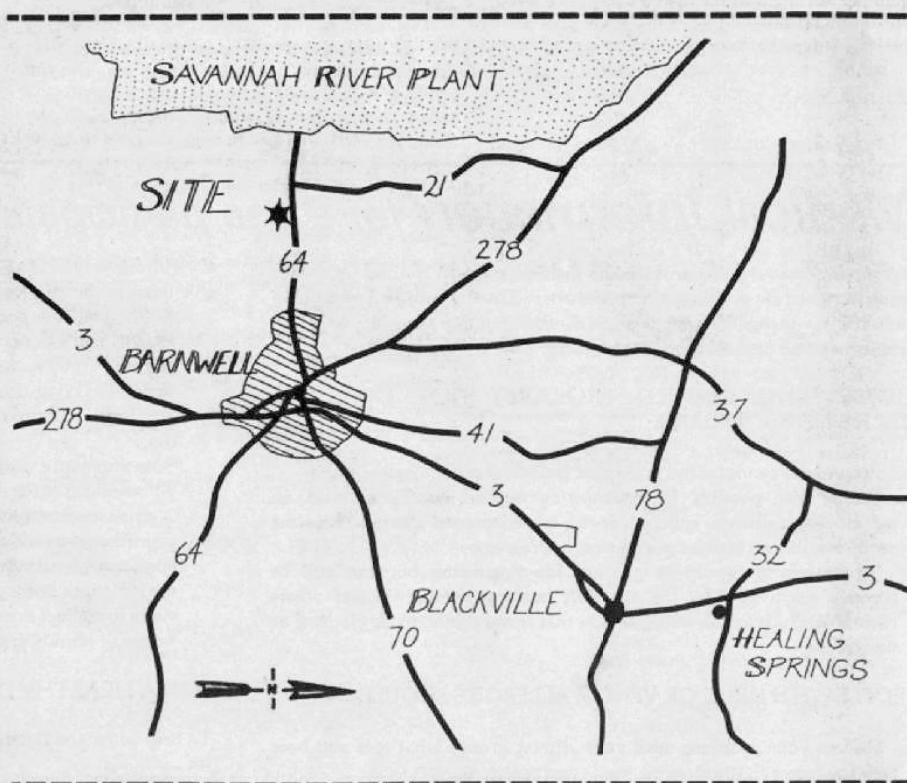
Those who plan to do civil disobedience, in this case, can expect to probably be arrested in one day, so food needs during CD will not be at a maximum. However, the scenario is yet uncertain and several tactics could be employed by the authorities, so we should be prepared to provide food and water for ourselves for a somewhat indefinite time.

At the Barnwell I action, certain people in each affinity group carried a pack with food for the group. Nothing was taken away from the demonstrators by the police. It could be the same this year, or it could be quite different if demonstrators are detained in jail for any reason. The support people, those who oversee the arrests without themselves being arrested, can provide assistance in the area of food and water.

WATER

We will have water on site for drinking and cooking. If a well seems worth the investment, we may have water for washing, also. We suggest

continued next page



Barnwell II - Site Logistics

that you bring plastic water containers and fill them at the Healing Springs Church, especially if you are skeptical of the wisdom of drinking local water. (See maps for directions to the Spring.) The Springs have been renowned for their healing powers since the French and Indian Wars, and are currently "deeded to God for public use."

PERSONAL ITEMS:

Elsewhere in this Site Logistics section, you will find a rundown of the major needs you should supply yourself. This part includes a number of personal items on a list that could serve to make your life on the Site more comfortable.

- towels
- rubbing alcohol
- soap, washcloth
- sunscreen lotion
- toothbrush, paste
- antibacterial scrub/ointment
- bandaids, moleskin
- tweezers
- sunglasses, wide-brimmed hat
- personal medications
- pocket knife
- flashlight, candles, lanterns, batteries
- money
- metal spoon, bowl
- fuel-burning stove, pots
- matches, lighter
- insect repellent
- reading material
- plastic water containers
- raingear
- plastic or ponchos for impromptu shelters
- sewing supplies, scissors, safety pins
- trash containers
- rope, string, twine
- small tool kit
- plastic water containers

CHILDCARE

There will be a childcare facility provided again

this year. Some people in the Columbia, S.C. area are interested in organizing this facility, but they need information from people who plan to participate so they can plan around everyone's needs.

If a responsible, well-planned childcare facility is available, would you use this service? If so, we need to know the number and ages of the children. We could create a special event in which the children could participate. Send us your suggestions.

Would you be willing to participate in sharing the responsibility of caring for the children? If so, how much time are willing to donate? It is important for everyone to realize that taking care of the children's needs and guiding them effects the future of our nurturing planet. This is a responsibility that needs to be shared by everyone who cares, regardless of whether you have borne children or not. So, everyone is encouraged to consider participating in this responsibility. Let us know how you want to help this facility (sharing your ideas, donating some of your time, lending some props for the facility - such as bedding, toys, etc.) Send your input to:

Southeastern Natural Guard
P.O. Box 1065
Barnwell, S.C. 29812
Attention Childcare

FACILITIES/SITE BUILDING

During the last weeks of September, the Logistics Crew will be building the stage and shelters for the childcare facility, food service area, and others. We hope to salvage as much used lumber as possible, and to build some unconventional structures such as domes.

We need volunteer labor, tools and materials. We will need people to stay a few extra days after the weekend to dismantle the structures. The site can be prepared to serve people's needs only to the extent that there are willing people to do the necessary work. If you can help, we need to know

how soon you can come to Barnwell, what tools and materials you can bring.

Here are a few of the materials we need: rolls of polyethylene, boundary marker tape, 12-gauge electric wire, 55 gallon drums, nails, tarps, lumber, tents, and anything else. Please consider helping in any way you can and let us know how by writing to the Southeastern Natural Guard at the above address.

APPROPRIATE COMMUNITY TECHNOLOGIES FAIR

We are also going to have an alternative energy/appropriate technology fair to display that we do have viable options to nuclear technology in meeting energy needs. The primary focus of the fair will be Resource Recovery, Self-Reliance, and Energy Production. There will be educational handouts and workshops on solar and appropriate technology, as well as information on commercially-available hardware. The fair will be a major focus for the weekend and will be enjoyable as well as educational.

Everyone participating in the Barnwell action, whether in civil disobedience or not, should arrive prepared to be mostly self-sustaining. Usually, this is done best in small groups to avoid lots of duplication of items that could be shared, hence - another valuable aspect of the affinity group structure.

Even if you are not planning to either commit CD or act as a support, you could bond together in small groups within your community, alliance or whatever - as support for one another. It's a nice experience, too.

The Camp/Rally Site, which is in truth a large, open field between the town of Barnwell and the three nuclear facilities, has a limited level of life-support facilities. There is some electricity, and a water supply will be provided. Last year there were also a number of portable toilets, a requirement for the large numbers of people who were there.

Medical Information for those participating in civil disobedience

A medical team will be provided by the Southeastern Natural Guard for the serious medical problems that could arise. There should be a member in each affinity group designated as that affinity group's medic, who will handle the small first-aid needs of the group.

THOSE WHO SHOULD PROBABLY NOT DO CIVIL DISOBEDIENCE INCLUDE:

1. People who cannot stand prolonged periods of psychological stress
2. People with possibly life-endangering medical conditions such as: asthma, heart disease, epilepsy, severe environmental allergies, bleeding problems, kidney problems, diabetes, or pregnancy
3. People whose conditions are not life-threatening but can still be severely aggravated by the situation (making themselves and others miserable), such as sun-sensitive skin that is not protected by clothing or sunscreens

PEOPLE WITH DRUG OR VENOM ALLERGIES SHOULD:

1. Discuss your problems with your affinity group; what it is and how they can help you (medication, etc.) - and practice it.
2. Wear a "Medic Alert" bracelet and carry a "Medic Alert" card.
3. Carry your own maintenance and crisis medication, properly labeled.

4. Fill out several 3"x5" index cards with the following information and give them to the affinity group medic, the medical team, the Council, and your own wallet or pocket:

- participant's name
- affinity group name
- age, blood type, Rh factor
- medical conditions (name or brief description); for each condition, list:
 - maintenance medications/treatments, when taken, description of medications or their container, where located on person
 - crisis medications (same as above)
 - medications and treatments *not* to use
- personal physician's name, address and phone number
- participant's home phone number
- who to contact in case of emergency
- name of affinity group support person or team

FOR A HEALTHY DEMONSTRATION...

To help withstand the stresses that we may face together, everyone is asked to:

1. Eat well and get enough sleep both before and during the demonstration.

continued next page

Barnwell II - Logistics



photo by Michael Blizzard

Healthy Demonstration, continued

2. Wear correct clothing (see clothing section); protect yourself from the elements.
3. Cooperate with the safety and sanitation suggestions of the medical team and peacekeepers.
4. Bring a personal activity to escape into as necessary (simple crafts, reading, lightweight musical instruments).

be prepared

- Be in good physical condition for hiking. The legal march will be about seven miles on Sunday, September 30.
- If you haven't had a tetanus shot in the past five years, you may want to get one.
- Prepare for *all* your needs before arriving in Barnwell, as we cannot depend on that community to meet them.
- Acquire first aid training. Everyone should know at least the rudiments.

-Pat Springer

Tentative Scenario

The following is a tentative scenario for the Barnwell II action weekend, September 29 through October 1, 1979.

SATURDAY 29 SEPTEMBER

- 10:00 am - opening of rally site and registration
- 12:00 noon - appropriate technology fair and workshops; council for affinity group spokes; fine tuning and training for specific tasks

SUNDAY 30 SEPTEMBER

- 8:00 am - early morning services
- 9:00 am - council for affinity group spokes (action update)
- 10:30 am - begin gathering for legal march
- noon - legal march begins
- 3:00-6:00 pm - anti-nuclear and pro-appropriate technology rally (speakers, guerrilla theatre, musicians)
- post rally - those participating in Human Petition (CD) should remain on site; all others will be requested to leave; special tasks caucuses, sharing sessions, affinity group meetings and time for meditation will be recommended

MONDAY 1 OCTOBER - THE HUMAN PETITION

- 8:00 am - council for affinity group spokes (final update) and affirmation of solidarity
- 9:00 am - spokes for SRP petitioners distribute identification armbands to affinity group members; begin vehicle transportation to SRP/Talatha Gate, approximately 35 miles from the rally site, outside of Aiken, S.C.
- 10:30 am - spokes for AGNS and Chem-Nuclear petitioners distribute identification armbands to affinity group members; gather in groups for support sessions
- 11:30 am - gather to march to AGNS and Chem-Nuke
- Noon - march to AGNS and Chem-Nuke begins; travellers follow route indicated on maps; when march arrives at Chem-Nuke, those participating in CD will break or enter property; support teams will remain off the property and aid wherever and however possible. The remainder of the marchers will follow the route to AGNS; repeat Chem-Nuke instructions there.

FOLLOWING ARRESTS - those paying bail will be released and will return to the rally site for an evening of sharing sessions; those not paying bail will be transferred to a holding area to await trial

TUESDAY 2 OCTOBER

- 10:00 am - support organization meeting for those in jail by support role personnel on the rally site

As you may know, last year's Human Petition was subject to criticism because of the single-scenario civil disobedience and the bail-payment restrictions placed on the participants. This year, we have devised a multi-faceted approach to CD. The following are some ideas that have been put forward in council sessions allowing various degrees of participation in the Petition. Again, these are options, not final decisions.

1. Passive cooperation: entrance onto facility through gate. While being arrested, walking with arresting officer.
2. Non-cooperation: while being arrested, "going limp" and being pulled or carried to transfer vehicle. Refusing to assist law enforcement officers in the booking process (providing name, identification, allowing fingerprinting, etc.) is an extension of this.
3. Nonviolent incursion: scaling the fence of the facility to enter the property.

Through prior declaration of choice of one of the above scenarios by one's affinity group, it will be possible for the council to coordinate the total action without curtailing anyone's right to express themselves as they see fit. There is only one scenario in one particular setting that cannot be condoned: Nonviolent incursion at SRP, which would bring such greater penalty than straight occupation that it would very likely endanger smooth negotiations for the other facets of the Petition.

The decision to pay or not to pay bail is a personal one. The only requirement of the council is that those planning not to pay bail upon arrest declare themselves to council as far in advance as possible to facilitate planning and negotiations with the courts.

GUIDELINES FOR WEEKEND AND PARTICIPATION IN PETITION

Before the weekend of Barnwell II, the action planning council - consisting of representatives of those groups intending to participate in the action - will have agreed upon degrees of direct action and tagged them to their respective sites. Support plans and facilitation mechanisms will also be developed. Council meetings on the weekend of the action will not be open for scenario change discussion. Those not wishing to support council decisions are requested not to participate in the Petition, but instead to wait for some more appropriate time to pursue their separate course(s) of action.


And finally, a few basic rules to keep us all healthy and happy and safe from pointless arrest: *No property destruction or violence; no alcohol; no weapons; and no illicit drugs will be permitted at any time during the weekend.*

-Frank Sarnowski

Southeastern Natural Guard

P.O. Box 1065

Barnwell, S.C. 29812



P.S. it is the year of the child.

WHAT ELSE IS NUCLEAR CONTAMINATION ABOUT?